



15 Plafo>The LED Plafo Outdoor Square Plastic

67282BN/W/W



30W LED plafo light, IP65, ideal for both indoor and outdoor installation.

Supplied with non-dimmable LED driver.

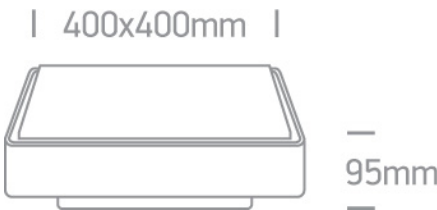
Complies with standard EN60598-1 and any other specific standards.



Downloads



Dimensions



Physical Specification



|                   |                                      |
|-------------------|--------------------------------------|
| Item Group        | 15 Plafo                             |
| Family            | The LED Plafo Outdoor Square Plastic |
| Order Code        | 67282BN/W/W                          |
| Colour            | White                                |
| Material          | Plastic                              |
| Diffuser Material | PC                                   |
| Shape             | Rectangular                          |
| Length            | 400mm                                |
| Width             | 400mm                                |
| Height            | 83mm                                 |
| Surface Ceiling   | Yes                                  |
| Indoor            | Yes                                  |

|            |
|------------|
| Outdoor    |
| Adjustable |
| IK Rating  |

|     |
|-----|
| Yes |
| No  |
| 8   |


Electrical Characteristics

|                  |
|------------------|
| Gear             |
| Fitting + Driver |
| Input Voltage    |
| 50 Hz            |
| 60 Hz            |
| Safety Class     |
| Power(Watts)     |
| IP Rating        |
| Light Source     |
| Dimmable         |
| F Mark           |

|   |
|---|
| Built In  |
| 220-240V  |
| Yes   |
| Yes   |
|  |
| 30W   |
| IP65  |
| LED built in  |
| No  |
|  |


Fitting

|               |
|---------------|
| Input Type    |
| Input Current |
| Voltage       |
| Power(Watts)  |
| IP Rating     |
| Light Source  |
| LED Type      |
| LED Brand     |
| LED Number    |
| F Mark        |

|   |
|---|
| Constant Current  |
| 700mA   |
| 38V   |
| 28W   |
| IP65  |
| LED built in  |
| SMD 2835  |
| Epistar   |
| 144   |
|  |

Gear

|                  |
|------------------|
| Gear Type        |
| Input Voltage    |
| 50 Hz            |
| 60 Hz            |
| Power(Watts)     |
| Power Factor     |
| Constant Current |
| 700mA            |
| IP Rating        |
| Safety Class     |
| Dimmable         |
| Housing Material |
| Output Terminal  |
| Brand            |

|   |
|---|
| Led Driver  |
| 220-240V  |
| Yes   |
| Yes   |
| 18,2-30W  |
| 0,9   |
| Yes   |
| 26-43,5V  |
| IP20  |
|  |
| No  |
| Plastic   |
| Connector   |
| Eaglerise   |

Illumination Data

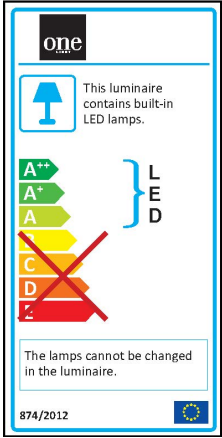
|                      |
|----------------------|
| Colour Temperature   |
| Lumen Output         |
| Light Efficiency     |
| CRI                  |
| Illumination Diagram |

|   |
|---|
| 3000K   |
| 1800lm  |
| 60lm/W  |
| 80  |
|  |

Packing Info

|            |
|------------|
| Box Length |
| Box Width  |
| Box Height |
| Box Weight |
| Pcs/Carton |
| Barcode    |
| HS Code    |

|               |
|---------------|
| 41cm          |
| 41cm          |
| 10,5cm        |
| 2,6Kg         |
| 4             |
| 5291889043447 |
| 9405104090    |



Certification & Warranty

Warranty

2 Years

Weee Directive

Yes

switch to  
**one light!**

