



06 Downlights Fixed LED>The IP54 Bathroom Downlights

10107B/W/W



7W LED recessed downlight, IP54. Suitable for bathroom installations.

Supplied with non-dimmable LED driver.

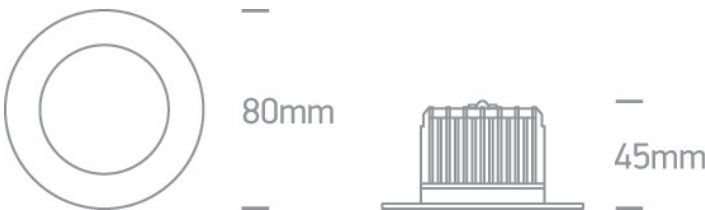
Complies with standard EN60598-1 and any other specific standards.



Downloads



Dimensions



Gallery






Physical Specification

|                   |                              |
|-------------------|------------------------------|
| Item Group        | 06 Downlights Fixed LED      |
| Family            | The IP54 Bathroom Downlights |
| Order Code        | 10107B/W/W                   |
| Colour            | White                        |
| Material          | Die Cast                     |
| Diffuser Material | Plastic                      |
| Shape             | Circular                     |

|                      |      |
|----------------------|------|
| Height               | 45mm |
| Diameter             | 80mm |
| Cutout Hole Diameter | 65mm |
| Recessed Ceiling     | Yes  |
| Depth Required       | 70mm |
| Indoor               | Yes  |
| Outdoor              | Yes  |
| Adjustable           | No   |

Electrical Characteristics

|                  |   |
|------------------|---|
| Gear             | External-Included   |
| Fitting + Driver |   |
| Input Voltage    | 100-240V  |
| 50 Hz            | Yes   |
| 60 Hz            | Yes   |
| Safety Class     |  |
| Power(Watts)     | 7W  |
| IP Rating        | IP54  |
| Light Source     | LED built in  |
| Dimmable         | No  |
| F Mark           |  |


|               |   |
|---------------|---|
| Fitting       |   |
| Input Type    | Constant Current  |
| Input Current | 260mA   |
| Voltage       | 22V   |
| Safety Class  |  |
| Power(Watts)  | 6W  |
| IP Rating     | IP54  |
| Light Source  | LED built in  |

|            |
|------------|
| LED Type   |
| LED Brand  |
| LED Number |
| F Mark     |

|   |
|---|
| SMD 2835  |
| Epistar   |
| 14  |
|  |

Gear

|                  |
|------------------|
| Gear Type        |
| Input Voltage    |
| 50 Hz            |
| 60 Hz            |
| Power(Watts)     |
| Power Factor     |
| Constant Current |
| Output           |
| Voltage Range    |
| IP Rating        |
| Safety Class     |
| Dimmable         |
| Ambient Temp     |
| Operating Temp   |
| Housing Material |
| Output Terminal  |
| Brand            |
| Protection       |

|   |
|---|
| Led Driver  |
| 100-240V  |
| Yes   |
| Yes   |
| 3,9-6,2W  |
| 0,9   |
| Yes   |
| 260mA   |
| 15-22V  |
| IP20  |
|  |
| No  |
| 45°C  |
| 70°C  |
| Plastic   |
| Cable   |
| 0   |
| Short Circuit and Overload  |

Illumination Data

|                    |
|--------------------|
| Colour Temperature |
| Lumen Output       |
| Light Efficiency   |
| CRI                |
| Beam Angle         |

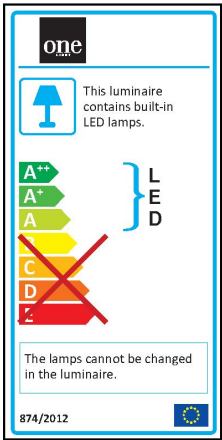
|           |
|-----------|
| 3000K     |
| 500lm     |
| 71,42lm/W |
| 80        |
| 90°       |



Packing Info

|            |               |
|------------|---------------|
| Box Length | 10cm          |
| Box Width  | 10cm          |
| Box Height | 9cm           |
| Box Weight | 0,225Kg       |
| Pcs/Carton | 50            |
| Barcode    | 5291889043188 |
| HS Code    | 9405409900    |

Energy Label



Certification & Warranty

|                  |          |
|------------------|----------|
| Warranty         | 2 Years  |
| Average Lifetime | 40000hrs |
| Weee Directive   | Yes      |

switch to  
one light!

