

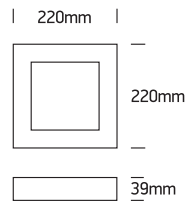
INSTALLATION MANUAL

62122F

ecopanel



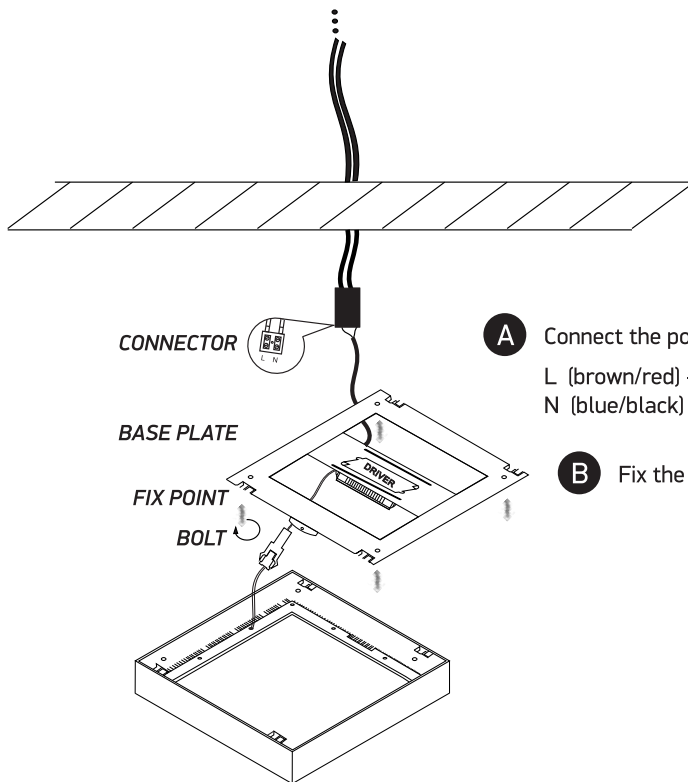
80
CRI



230V | SMD 4014 | 22W | IP40 | Die cast

Complete with 700mA driver.

one
LIGHT



CONNECTOR

- A** Connect the power wires using the connector.
L (brown/red) - Live
N (blue/black) - Neutral

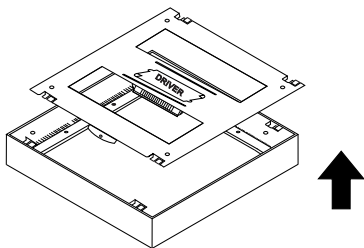
BASE PLATE

- B** Fix the base plate on the ceiling using screws.

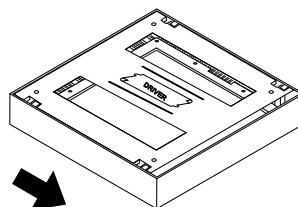
FIX POINT

BOLT

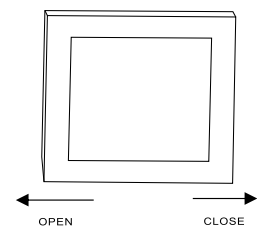
- C** Match the fix points.



- D** Close the fitting by pushing forwards, open it by pushing backwards.



Push forward to close the fitting



Pay attention to the label

Warnings:

1. Make sure that the product is installed properly before connecting to electricity.
2. Do not cover the fitting.
3. Maintenance and installation should only be carried out by a professional electrician.